




PURCHASING DEPARTMENT

Madison County Board of Supervisors
146 West Center Street / Post Office Box 608
Canton, MS 39046
Office (601)-855-5534 ~ Fax (601) 859-5875

May 6, 2024

To: Board of Supervisors
From: Kesha Jackson, Purchasing Clerk 
Subject: Award Lowboy Trailers – Road Department

Attached are copies of the results of the recent reverse auction for Lowboy Trailers.

I recommend that the Board take the following actions:

1. Acknowledge bids received;
2. Award Lowboy Trailers to Chaves Brothers Management, LLC as lowest and best bidder.

Thank you in advance for your consideration of the above recommendations.

Menu

s Planning and Zoning Bid Tool Email Manager Help Bid Tool

- Create New Bid
- View Pending Bids
- View Open Bids
- View Closed Bids
- View Public Log
- Bid System Log
- Permissions
- Current Time: 04-30-2024 11:03:50 am

Show 10 entries

Search:

ID	Name	Phone	Email	Company Name	Date Submitted	Bid Amount	View Bid
2759	Laurie Warner	(209) 672-0004	lwarner@west-mark.com	Certified Stainless Service, Inc. dba West-Mark	04-30-2024 10:04:23 am	\$151,180.00	View Bid
2761	Tyler Chaves	(973) 224-9955	sales@govprocurement.net	CHAVES BROTHERS MANAGEMENT, LLC.	04-30-2024 10:52:01 am	\$146,999.99	View Bid
2762	Tyler Chaves	(973) 224-9955	sales@govprocurement.net	CHAVES BROTHERS MANAGEMENT, LLC.	04-30-2024 10:52:23 am	\$146,999.99	View Bid

Showing 1 to 3 of 3 entries

[Previous](#) [1](#) [Next](#)

Lowboy Trailers



PROPOSAL

2704 Railroad Avenue, Ceres, CA 95307
P.O. Box 100, Ceres, CA 95307-0100
(209) 537-4747 - FAX (209) 537-1753

Date: 4/30/2024
Quote #: WM3614
RFQ #: LOWBOY TRAILERS

COUNTY OF MADISON
KESHA JACKSON
125 WEST NORTH STREET
CANTON, MS 39046
(601) 855-5534

Contract #: N/A
Model #

Table with 8 columns: QTY, DESCRIPTION, PRICE EACH, FET, SALES TAX, DELIVERY, SUBTOTAL, TOTAL. Row 1: 1, \$147,080.01, \$-, \$-, \$4,100.00, \$151,180.01, \$151,180.01. Grand Total: \$151,180.01.

FOB location for above item(s): MADISON COUNTY, MS

West-Mark is pleased to present this offer to you for your consideration.

We meet or exceed all requirements within your submitted RFQ except where noted on compliance sheet.
Pricing is good for 60 days.
Current standard delivery is 160 days ARO
Please see attached West-Mark specifications number WM3614 for a detailed description of our offer.

Trailers may be shipped stacked. Customer or customer's agent is responsible for unloading. If final destination does not have the means to unload, above delivery pricing is subject to an increase.

COMMENTS:

Delivery time is subject to supply chain shortages.

Inspection Location:
Destination
MADISON COUNTY, MS

Thank you for your consideration of our offer,

Handwritten signature of Laurie Warner

Laurie Warner
Government Contracting Specialist

MADISON COUNTY, MISSISSIPPI
INVITATION FOR BIDS
Lowboy Trailers

The Madison County Board of Supervisors will receive un-priced proposals on the following:

1. Lowboy Trailers

Un-priced proposals will be accepted until 10:00 a.m. on Thursday, April 25, 2024 by electronic submission at <http://www.madison-co.com/bids> or in sealed envelope at the Chancery Clerk's Office, 125 West North Street, Canton, Mississippi. For any questions relating to the electronic submission process, please call Kesha Jackson at 601-855-5534.

Submitted un-priced proposals will be evaluated, and vendors submitting acceptable proposals will be invited to submit priced bids. Bidding will be held by electronic reverse auction on Tuesday, April 30, 2024, at 10:00 a.m. Bidders may come to the Office of Purchasing with a paper bid and receive technical assistance in entering their bid in the reverse auction.

Specifications for the Lowboy Trailer are available on the bid page of the Madison County Board of Supervisors at: <http://www.madison-co.com/bids>. Additionally, specifications are on file in the Chancery Clerk's Office, Madison County Office Complex, 125 West North Street, Canton, Mississippi, 39046 and available during normal business hours. There is no charge for specifications obtained using either of these methods.

All bids must comply with the specifications provided. Madison County reserves the right to amend the specifications, as necessary, and agrees to notify all who have requested bid packets from the Madison County Board of Supervisors.

The Madison County Board of Supervisors reserves the right to extend the auction date if necessary, to complete the bid proposal pre-qualification process.

Electronic proposals must be submitted at <http://www.madison-co.com/bids>.

All in-person submitted un-priced proposals must be sealed and clearly labeled on the outside of the bid envelope as instructed in the bid package and delivered to the Chancery Clerk's Office, at 125 West North Street, Canton, Mississippi.

The Board of Supervisors reserves the right to reject any and all bids.

SUBMITTED:

MADISON COUNTY JOURNAL

FOR PUBLICATION ON:

Thursday, March 28, 2024
Thursday, April 4, 2024

PROOF OF PUBLICATION TO:

Madison County Chancery Clerk
PO Box 404
Canton, MS 39046


Madison County Board of Supervisors
Bid Specifications For
New 2025 Model or Newer Lowboy Trailers

Complete by Checking the Following
 IF NOT COMPLIANT, **state Specifically** the item being offered

	<u>YES</u>	<u>NO</u>	<u>OFFERED</u>
Overall Length 53'	<input checked="" type="checkbox"/>	<input type="checkbox"/>	_____
Overall Width 102"	<input checked="" type="checkbox"/>	<input type="checkbox"/>	_____
Capacity 110,000 lb Distributed 110,000 lb in 42" 12'	<input checked="" type="checkbox"/>	<input type="checkbox"/>	_____
Weight 3% 23,362 lb	<input checked="" type="checkbox"/>	<input type="checkbox"/>	_____
<u>Gooseneck</u>			
Neck Style Low-Profile Scrapper Neck	<input checked="" type="checkbox"/>	<input type="checkbox"/>	_____
Length 13'	<input checked="" type="checkbox"/>	<input type="checkbox"/>	_____
Kingpin Setting 16" 42"	<input type="checkbox"/>	<input checked="" type="checkbox"/>	<u>14"/40"</u>
Swing Clearance 110" 84"	<input checked="" type="checkbox"/>	<input type="checkbox"/>	_____
5 th Wheel Height 51" W/5 Variable Ride Height Positions			
Hydraulics 13 HP Honda Unit, Base of Neck, Dual Hydraulics W/Aluminum Cover +\$4905			
Grote Trilliant work light/registration holder	<input type="checkbox"/>	<input checked="" type="checkbox"/>	<u>50", 11.7 HP HONDA GX SCU unit self contained dual hydraulics with diverter valve, steel cover.</u>
<u>Main Deck</u>			
Length 26'	<input checked="" type="checkbox"/>	<input type="checkbox"/>	_____
Loaded Deck Height 22" W/6 Ground Clearance Decking 1 3/8" Aptong Decking, Raised	<input checked="" type="checkbox"/>	<input type="checkbox"/>	<u>18" fully loaded, 6" clearance with 1.5" aptong decking</u>
Center deck open	<input checked="" type="checkbox"/>	<input type="checkbox"/>	_____

Initial EC Date 4/24/24

	<u>YES</u>	<u>NO</u>	<u>OFFERED</u>
Tool Box in Front of Main Deck with 4 flat D-rings	<input checked="" type="checkbox"/>	<input type="checkbox"/>	_____
Bucket Well at Rear of Main Deck with Plate on bottom	<input type="checkbox"/>	<input checked="" type="checkbox"/>	<u>10" Deep @ 4"</u>
(4) Flat D-Rings	<input checked="" type="checkbox"/>	<input type="checkbox"/>	_____
Crossmembers 6" & 4" Stubbed Jr I-Beam 12'	<input type="checkbox"/>	<input checked="" type="checkbox"/>	<u>10" Milled I-Beam</u>
Alternating Centers	<input checked="" type="checkbox"/>	<input type="checkbox"/>	_____
Beams (4) 12" Fab I-Beams	<input type="checkbox"/>	<input checked="" type="checkbox"/>	<u>10" Milled I-Beam</u>
Top Flange Reinforcement, Front Ramp	<input checked="" type="checkbox"/>	<input type="checkbox"/>	_____
And Main Deck 31" Front Flip Ramps	<input checked="" type="checkbox"/>	<input type="checkbox"/>	_____
D-Rings (7) Vent D-Rings Per Side	<input checked="" type="checkbox"/>	<input type="checkbox"/>	_____
Outriggers swing out outriggers – 24" O/C	<input type="checkbox"/>	<input checked="" type="checkbox"/>	<u>OUR TRAILER USES OUR PATENTED CENTER OUTRIGGER BRACKET</u>
Center Swings Together pullout Front H.D. Outrigger	<input checked="" type="checkbox"/>	<input type="checkbox"/>	_____
Chain Drops on 24" centers per side-outside beams	<input type="checkbox"/>	<input checked="" type="checkbox"/>	<u>OUR TRAILER USES OUR PATENTED CENTER OUTRIGGER BRACKET</u>
(2) additional clearance lights	<input checked="" type="checkbox"/>	<input type="checkbox"/>	_____
<u>Rear Deck</u>			
Length 14'	<input type="checkbox"/>	<input checked="" type="checkbox"/>	<u>14' 3"</u>
Loaded Deck Height 10'	<input checked="" type="checkbox"/>	<input type="checkbox"/>	<u>Approx. 44"</u>
Axles (3) 25,000 Nominal (5/8" Wall)	<input checked="" type="checkbox"/>	<input type="checkbox"/>	_____
Suspension Hendrickson/25,000 Capacity /Air Ride	<input checked="" type="checkbox"/>	<input type="checkbox"/>	_____
Air Lift on Rear Axle	<input checked="" type="checkbox"/>	<input type="checkbox"/>	_____
Axle Spacing 54 1/2"	<input checked="" type="checkbox"/>	<input type="checkbox"/>	_____
ABS NA Spring Brakes on (1) Axle	<input type="checkbox"/>	<input checked="" type="checkbox"/>	<u>4S2M ABS SYSTEM INSTALLED PER DOT</u>
Tires 255/70R/22.5 (H)	<input checked="" type="checkbox"/>	<input type="checkbox"/>	_____
Wheels Inside Steel Disc	<input checked="" type="checkbox"/>	<input type="checkbox"/>	_____
Wheels Outside Aluminum Polished	<input checked="" type="checkbox"/>	<input type="checkbox"/>	_____
Brakes 16 1/2" x 7"	<input checked="" type="checkbox"/>	<input type="checkbox"/>	_____
Drums Outboard	<input checked="" type="checkbox"/>	<input type="checkbox"/>	_____

Initial  Date 4/24/24

	<u>YES</u>	<u>NO</u>	<u>OFFERED</u>
Electrical 12v Sealed Grote system with (3) taillight			
Aluminum package 4" amber strobe to be used as 3 rd taillight			
Battery backup W/4 way plug	<input checked="" type="checkbox"/>	<input type="checkbox"/>	_____
Decking Bolster Style – Bolsters Flush	<input checked="" type="checkbox"/>	<input type="checkbox"/>	_____
Wheel Covers Heavy Duty, Load Bearing Wheel Covers	<input checked="" type="checkbox"/>	<input type="checkbox"/>	_____
D-Rings (1) Pair Flat D-Rings on Main Beams at Front	<input checked="" type="checkbox"/>	<input type="checkbox"/>	_____
(1) Pair Flat D-Rings on Main Beams at Rear	<input checked="" type="checkbox"/>	<input type="checkbox"/>	_____
(2) Pair Flat D-Rings In Boom Through			
Chain Drops (2) Chain Drops Per Full Bolster	<input checked="" type="checkbox"/>	<input type="checkbox"/>	_____
Stake Pockets (2) Stake Pockets at Rear	<input checked="" type="checkbox"/>	<input type="checkbox"/>	_____
Rear Connection Prep for Single Axle Booster (lower lugs)	<input checked="" type="checkbox"/>	<input type="checkbox"/>	_____

Paint

Black or available	<input checked="" type="checkbox"/>	<input type="checkbox"/>	_____
Air System manual ride height control			
Colas+Raise and Lower Valve			
Liquid Filled Air Gauge	<input checked="" type="checkbox"/>	<input type="checkbox"/>	_____

YES NO OFFERED

Warranty

Six months /Three year "Bumper to Bumper"	<input checked="" type="checkbox"/>	<input type="checkbox"/>	_____
---	-------------------------------------	--------------------------	-------

Bidder Must attach a list of covered items.

Initial *RS* Date 4/24/24

MANDATORY BID SHEET

COMPANY NAME:

CERTIFIED STAINLESS SERVICE, INC. dba WEST-MARK


ADDRESS:

2704 RAILROAD AVE, CERES, CA 95307

TELEPHONE: (209) 537-4747 x3306

FAX NUMBER: (209) 537-1753

EMAIL: sbucknerjr@west-mark.com



AUTHORIZED REPRESENTATIVE'S SIGNATURE

4/24/24
DATE

Steve Buckner, Jr.

PRINTED AUTHORIZED REPRESENTATIVE'S NAME HERE

PROPOSAL SHEET MUST BE SIGNED AND DATED BY AN AUTHORIZED COMPANY REPRESENTATIVE

MUST INCLUDE PRODUCT SUMMARY, INCLUDING DETAILS OF ALL FEATURES AND OPTIONS OF PROPOSED VEHICLE



P.O. BOX 100
 CERES, CA 95307
 www.west-mark.com

PHONE: (209) 537-4747
 TOLL FREE: (800) 692-5844
 FAX: (209) 537-1753

GENERAL

The following equipment shall be a new Lowboy Trailer.


MODEL:	TE110DGL	110,000 lbs Concentrated in 12' / Connection package for 4th Axle or 3+1 STD
OVERALL LENGTH:	53'	(3) Sets of flag holders, Weather-Proof registration holder -STD
WIDTH:	102"	12In Crossmember spacing in outer bays of main deck -STD
NECK LENGTH:	13'	w/ 5 Position Neck -STD
BED LENGTH:	26'	
5TH WHEEL HEIGHT:	50"	KING PIN SETTING: 14/40 SWING CLEARANCE: 110VR4
DECK HEIGHT:	18"	(DECK HEIGHT BASED ON BEING FULLY LOADED IN CONCENTRATED RATINGS) BEAM SIZE: 12"
# OF AXLES:	3	COMES WITH AIR LIFT ON REAR AXLE
AXLE SIZE:	25,000# AXLE	TIRE INFLATION: NO
AXLE TRACK:	75 1/2"	
AXLE SPACING:	54 1/2"	
ABS:	4S/2M	BRAKES: 16 1/2" x 7"
SUSPENSION:	AIR RIDE	DUMP VALVE: DUMP VALVE w/ MANUALLY ADJUSTABLE HEIGHT CONTROL VALVE
TIRE SIZE:	255/70R22.5	TIRE BRAND: COOPER ROADMASTER
INNER WHEEL:	8.25 x 22.5 HIP STEEL	
OUTER WHEEL:	8.25 x 22.5 POLISHED ALUMINUM	
LIGHTS:	LED	
ADD'L LIGHTS:	RFAR STROBES w/ BATTERY BACKUP	
D-RINGS:	7 EA SIDE OF BED/ 1 EA BOLSTER/ 1 EA SIDE REAR OF RG	BED D-RINGS ARE BENT, REST ARE FLAT
ADD'L TIEDOWNS:	CHAINSLOTS 24" OC	Chain Slots on Bolsters - STD
SWINGOUTS:	YES	Heavy Duty Front Pullout Outrigger - STD
OUTRIGGER BOARDS:	NO	
PAINT:	BLACK HIGH GLOSS	/ 304-043
DECAL COLOR:	WHITE	
ADD'L OPTION:	Grote Trilliant LED work lights mounted GN - off-on switch by hydraulic controls	
ADD'L OPTION:	11.7 HP (390cc) HONDA GX SCU (mounted in base)	
ADD'L OPTION:	Honda self contained unit to have dual hydraulics with diverter valve	
ADD'L OPTION:	2 STORAGE BASKETS IN THE FRONT OF BED w/ IDS	
ADD'L OPTION:	BUCKET PLATE - 3/8"	
ADD'L OPTION:	2 pair of D rings in bucket well area	
ADD'L OPTION:	Top flange reinforcement	
ADD'L OPTION:	Patented center outrigger bracket support - to support both outrigger boards in the center	
ADD'L OPTION:	2 add'l pair of side marker lights - near front and rear of the load deck	
ADD'L OPTION:	WHEEL COVERS - FLAT	
ADD'L OPTION:	AIR SCALE - MECHANICAL	
ADD'L OPTION:	Two 4-pole sockets at the rear	
ADD'L OPTION:	1 pair of D-rings on the transition flange - slope from load deck up to wheel area	
ADD'L OPTION:	1 pair of stake pockets at the rear	

Any and all Brand Name parts mentioned in specifications above are subject to substitution of an equal part that is of a different brand. Other substitutions may also be made if said substitution does not affect the intended function of the vehicle's mission and is equivalent or an upgrade as determined by West-Mark. All specified dimensions are nominal and may vary slightly.

Warranty, unit shall be free from defects in material and workmanship for ONE (1) year per warranty.



DETACHABLE GOOSENECK (55-TON) TRAIL-EZE[®]



TE110DG:
110,000 lbs. distributed
110,000 lbs. concentrated in 12'
3 axles at 54.5" spacing

Standard Configuration

LETTER (A,B,C,...) CORRESPONDS WITH LINE DRAWING ON BACK

Overall Length (A)	53'
Width	8' 6"
Gooseneck Length (B)	13'
Unloaded 5th Wheel Height	50"
King Pin Setting (C)	14" / 40"
Swing Clearance (D)	110" / 84"
Main Deck Length (E)	26'
Loaded Deck Height (F)	24"

GOOSENECK: Adjustable, 5-position deck height.

PLATFORM: 11/2" Apitong decking, excavator cut out, open floor in center of bed, load bearing bolsters, recessed boom trough and bucket plate.

OUTRIGGERS: Swingout outriggers on 24" centers; heavy duty front pullout.

RAMPS: 31" steel front flip ramps.

TIE DOWNS: Choice of style (D-rings and/or chain slots) and spacing.

AXLES: 25,000 # with Stemco Platinum oil seals, air lift 3rd axle

BRAKES: 16 1/2" X 7" with outboard drums, auto slack adjusters and spring brakes.

WHEELS: 8.25" X 22.5" hub piloted

TIRES: 275/70R22.5

SUSPENSION: Air ride with dump valve, adjustable ride height.

OPERATION: Hydraulic detachable gooseneck with air activated lock. PTO operated hydraulics. Hydraulic neck support arm. Hydraulics set to operate at 3,000 PSI with maximum flow of 12 GPM.

ELECTRICAL: Grote Ultra-Blue harnesses with LED lights.

FINISH PROCESS: White metal blast pretreatment eradicating 100% of the dirt, rust, mill scale and other contaminants. Trailer then finished with a PPG epoxy primer, and two-part PPG polyurethane topcoat.

FRAME: Custom manufactured I-beams cambered for rated payload.

WARRANTY: Limited 5-Year Major Structural Warranty.




TRAIL-EZE®



Adjustable transport doors for 5 position deck height.



Optional wheel covers, arched or flat.



Optional bolt-on bucket plate and boom tray.



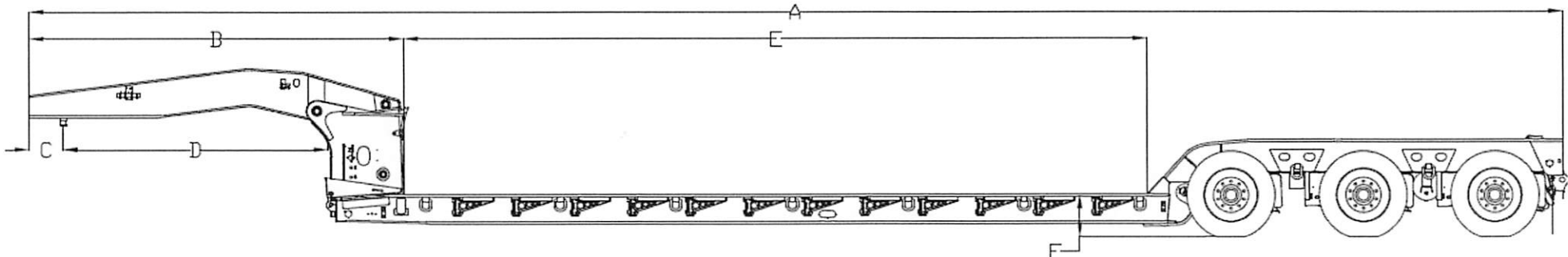
Optional 18" deck height - TE110DGL.



Swingout outriggers, includes heavy duty front pullout outrigger.



Standard feature - Connection package for 4th flip axle or booster.



MADISON COUNTY, MISSISSIPPI
INVITATION FOR BIDS
Lowboy Trailers

The Madison County Board of Supervisors will receive un-priced proposals on the following:

1. Lowboy Trailers

Un-priced proposals will be accepted until 10:00 a.m. on Thursday, April 25, 2024 by electronic submission at <http://www.madison-co.com/bids> or in sealed envelope at the Chancery Clerk's Office, 125 West North Street, Canton, Mississippi. For any questions relating to the electronic submission process, please call Kesha Jackson at 601-855-5534.

Submitted un-priced proposals will be evaluated, and vendors submitting acceptable proposals will be invited to submit priced bids. Bidding will be held by electronic reverse auction on Tuesday, April 30, 2024, at 10:00 a.m. Bidders may come to the Office of Purchasing with a paper bid and receive technical assistance in entering their bid in the reverse auction.

Specifications for the Lowboy Trailer are available on the bid page of the Madison County Board of Supervisors at: <http://www.madison-co.com/bids>. Additionally, specifications are on file in the Chancery Clerk's Office, Madison County Office Complex, 125 West North Street, Canton, Mississippi, 39046 and available during normal business hours. There is no charge for specifications obtained using either of these methods.

All bids must comply with the specifications provided. Madison County reserves the right to amend the specifications, as necessary, and agrees to notify all who have requested bid packets from the Madison County Board of Supervisors.

The Madison County Board of Supervisors reserves the right to extend the auction date if necessary, to complete the bid proposal pre-qualification process.

Electronic proposals must be submitted at <http://www.madison-co.com/bids>.

All in-person submitted un-priced proposals must be sealed and clearly labeled on the outside of the bid envelope as instructed in the bid package and delivered to the Chancery Clerk's Office, at 125 West North Street, Canton, Mississippi.

The Board of Supervisors reserves the right to reject any and all bids.

SUBMITTED:

MADISON COUNTY JOURNAL

FOR PUBLICATION ON:

Thursday, March 28, 2024
Thursday, April 4, 2024

PROOF OF PUBLICATION TO:

Madison County Chancery Clerk
PO Box 404
Canton, MS 39046

Madison County Board of Supervisors
Bid Specifications For
 New 2025 Model or Newer Lowboy Trailers

Complete by Checking the Following
 IF NOT COMPLIANT, state **Specifically** the item being offered

	<u>YES</u>	<u>NO</u>	<u>OFFERED</u>
Overall Length 53'	<input checked="" type="checkbox"/>	<input type="checkbox"/>	_____
Overall Width 102"	<input checked="" type="checkbox"/>	<input type="checkbox"/>	_____
Capacity 110,000 lb Distributed 110,000 lb in 12"	<input checked="" type="checkbox"/>	<input type="checkbox"/>	_____
Weight 3% 23,362 lb	<input checked="" type="checkbox"/>	<input type="checkbox"/>	_____
<u>Gooseneck</u>			
Neck Style Low-Profile Scrapper Neck	<input checked="" type="checkbox"/>	<input type="checkbox"/>	_____
Length 13'	<input checked="" type="checkbox"/>	<input type="checkbox"/>	_____
Kingpin Setting 16" 42"	<input checked="" type="checkbox"/>	<input type="checkbox"/>	_____
Swing Clearance 110" 84"	<input checked="" type="checkbox"/>	<input type="checkbox"/>	_____
5 th Wheel Height 51" W/5 Variable Ride Height Positions			
Hydraulics 13 HP Honda Unit, Base of Neck, Dual Hydraulics W/Aluminum Cover +\$4905			
Grote Trilliant work light/registration holder	<input checked="" type="checkbox"/>	<input type="checkbox"/>	_____
<u>Main Deck</u>			
Length 26'	<input checked="" type="checkbox"/>	<input type="checkbox"/>	_____
Loaded Deck Height 22" W/6 Ground Clearance	<input checked="" type="checkbox"/>	<input type="checkbox"/>	_____
Decking 1 3/8" Aptong Decking, Raised			
Center deck open	<input checked="" type="checkbox"/>	<input type="checkbox"/>	_____

Initial TC Date 4/24/2024

	<u>YES</u>	<u>NO</u>	<u>OFFERED</u>
Tool Box in Front of Main Deck with 4 flat D-rings	<input checked="" type="checkbox"/>	<input type="checkbox"/>	_____
Bucket Well at Rear of Main Deck with Plate on bottom			
(4) Flat D-Rings	<input checked="" type="checkbox"/>	<input type="checkbox"/>	_____
Crossmembers 6" & 4" Stubbed Jr I-Beam 12'			
Alternating Centers	<input checked="" type="checkbox"/>	<input type="checkbox"/>	_____
Beams (4) 12" Fab I-Beams	<input checked="" type="checkbox"/>	<input type="checkbox"/>	_____
Top Flange Reinforcement, Front Ramp			
And Main Deck 31" Front Flip Ramps	<input checked="" type="checkbox"/>	<input type="checkbox"/>	_____
D-Rings (7) Vent D-Rings Per Side	<input checked="" type="checkbox"/>	<input type="checkbox"/>	_____
Outriggers swing out outriggers – 24" O/C			
Center Swings Together pullout Front H.D. Outrigger	<input checked="" type="checkbox"/>	<input type="checkbox"/>	_____
Chain Drops on 24" centers per side-outside beams			
(2) additional clearance lights	<input checked="" type="checkbox"/>	<input type="checkbox"/>	_____
<u>Rear Deck</u>			
Length 14'	<input checked="" type="checkbox"/>	<input type="checkbox"/>	_____
Loaded Deck Height 10'	<input checked="" type="checkbox"/>	<input type="checkbox"/>	_____
Axles (3) 25,000 Nominal (5/8" Wall)	<input checked="" type="checkbox"/>	<input type="checkbox"/>	_____
Suspension Hendrickson/25,000 Capacity /Air Ride			
Air Lift on Rear Axle	<input checked="" type="checkbox"/>	<input type="checkbox"/>	_____
Axle Spacing 54 1/2"	<input checked="" type="checkbox"/>	<input type="checkbox"/>	_____
ABS NA Spring Brakes on (1) Axle	<input checked="" type="checkbox"/>	<input type="checkbox"/>	_____
Tires 255/70R/22.5 (H)	<input checked="" type="checkbox"/>	<input type="checkbox"/>	_____
Wheels Inside Steel Disc	<input checked="" type="checkbox"/>	<input type="checkbox"/>	_____
Wheels Outside Aluminum Polished	<input checked="" type="checkbox"/>	<input type="checkbox"/>	_____
Brakes 16 1/2" x 7"	<input checked="" type="checkbox"/>	<input type="checkbox"/>	_____
Drums Outboard	<input checked="" type="checkbox"/>	<input type="checkbox"/>	_____

Initial TC Date 4/24/2024

	<u>YES</u>	<u>NO</u>	<u>OFFERED</u>
Electrical 12v Sealed Grote system with (3) taillight	X		
Aluminum package 4" amber strobe to be used as 3 rd taillight	X		
Battery backup W/4 way plug	<input checked="" type="checkbox"/>	<input type="checkbox"/>	_____
Decking Bolster Style – Bolsters Flush	<input checked="" type="checkbox"/>	<input type="checkbox"/>	_____
Wheel Covers Heavy Duty, Load Bearing Wheel Covers	<input checked="" type="checkbox"/>	<input type="checkbox"/>	_____
D-Rings (1) Pair Flat D-Rings on Main Beams at Front	<input checked="" type="checkbox"/>	<input type="checkbox"/>	_____
(1) Pair Flat D-Rings on Main Beams at Rear	<input checked="" type="checkbox"/>	<input type="checkbox"/>	_____
(2) Pair Flat D-Rings In Boom Through			
Chain Drops (2) Chain Drops Per Full Bolster	<input checked="" type="checkbox"/>	<input type="checkbox"/>	_____
Stake Pockets (2) Stake Pockets at Rear	<input checked="" type="checkbox"/>	<input type="checkbox"/>	_____
Rear Connection Prep for Single Axle Booster (lower lugs)	<input checked="" type="checkbox"/>	<input type="checkbox"/>	_____

Paint

Black or available	<input checked="" type="checkbox"/>	<input type="checkbox"/>	_____
Air System manual ride height control	X		
Colas+Raise and Lower Valve	X		
Liquid Filled Air Gauge	<input checked="" type="checkbox"/>	<input type="checkbox"/>	_____

YES NO OFFERED

Warranty

Six months /Three year “Bumper to Bumper”	<input type="checkbox"/>	<input checked="" type="checkbox"/>	<u>See Warranty Attached</u>
---	--------------------------	-------------------------------------	------------------------------

Bidder Must attach a list of covered items.

Initial TC Date 4/24/2024

MANDATORY BID SHEET

COMPANY NAME: Chaves Brothers Management, LLC

ADDRESS: 300 SW 8th St #17, Boca Raton, FL 33432

TELEPHONE: 973-224-9955

FAX NUMBER: _____

EMAIL: sales@govprocurement.net



AUTHORIZED REPRESENTATIVE'S SIGNATURE

DATE 4/24/2024

Tyler Chaves

PRINTED AUTHORIZED REPRESENTATIVE'S NAME HERE

PROPOSAL SHEET MUST BE SIGNED AND DATED BY AN AUTHORIZED COMPANY REPRESENTATIVE

MUST INCLUDE PRODUCT SUMMARY, INCLUDING DETAILS OF ALL FEATURES AND OPTIONS OF PROPOSED VEHICLE


 OPEN-DECK
CONSTRUCTION

ADVANTAGE PLUS!

HYDRAULIC

DETACHABLE GOOSENECK

TRAILER



TKHDG+



TRAIL KING

WE'VE GOT YOUR BACK.



THE FIRST. THE BEST. AND BETTER THAN EVER.

For more than two decades, Trail King's Advantage Plus! Hydraulic Detachable Gooseneck (HDG) trailer has been North America's best-selling detachable lowboy...and for good reason. Engineered to make unhooking, loading/unloading, and hooking up again a simple one-person operation, the Advantage Plus! HDG has become the "go to" choice for construction professionals. The HDG's dependable load-hauling strength, durability, and versatility can stand up to any challenge...even "tough to scale" loads.

The Trail King Advantage Plus! HDG...destined to be the best detachable lowboy you'll ever own.

Find your nearest dealer: www.TrailKing.com/DealerLocator

TRAIL KING
PLUS! **HYDRAULIC DETACHABLE GOOSENECK**

**RUGGED, DEPENDABLE,
LOW-MAINTENANCE PERFORMANCE.**



STANDARD FEATURES



Adjustable Arched Gooseneck
The new arched design provides ample truck frame clearance, even at the lowest king pin height setting. The five-position gooseneck door adjustment allows for a full 6" range of king pin height settings. The notched setting control bar for the control handle takes the guesswork out of setting the gooseneck doors in the desired position.



V-Shaped Guide
The V-shaped guide directs the gooseneck into position during hook-up, making the coupling process a quick easy one-person operation. The guide rim above the pin hole further prevents the main pin from uncoupling during transit.

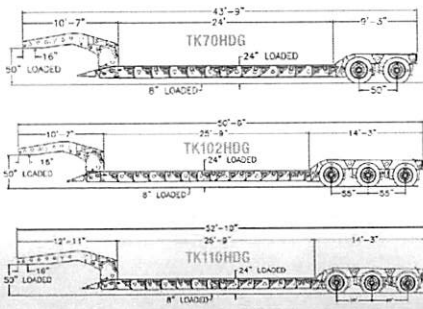


Safety Lock
When the gooseneck cylinder doors are closed in the transit position, a safety pin automatically locks the main pin in place so that it cannot jump out of the pin hole and accidentally disconnect the trailer.



Adjustable Ride Height Control
Adjustable ride height control is standard on TK102HDG and TK110HDG models, with the controls conveniently located near the rear tail channel.


One-Piece Construction
Trail King I-beams are constructed of one-piece web and flange material and welded on all four corners to seal and protect the seams from rust. The entire trailer is primed and painted with a two-component polyurethane primer and paint before decking and air, hydraulic, and electrical lines are installed, for complete protection from the elements — even in places you can't see.



Outrigger Construction
I-beam style outriggers are mounted on the top and bottom flange and span the entire width of the side beam for optimum strength and support. Heavy-duty platform front outriggers provide extra strength at the pivot point where the weight is concentrated during loading. Close-set outriggers at mid-deck prevent planks from tipping up when the load rolls over them.



Double-Hinged Ramp and Support Ledge
The 31" front loading ramps are double-hinged and reinforced with a support ledge for added strength. Because both hinges rest on the ledge, even heavy track-type equipment can be loaded without risk of "peeling off" the loading ramp.



Knuckle and Boom Troughs, 3rd Lift Axle
Lowered cross members are covered with 3/4" MF80 steel for a knuckle trough in the rear deck area. Lowered cross members through the entire wheel area, including a lowered center section in the rear channel, are covered with 10-ga. steel. A third axle with lift is standard equipment on TK102HDG and TK110HDG models.



Sealed Electrical System
Rubber-mounted LED lights are standard, as well as a sealed "plug and play" electrical system. Rubber grommets protect the wiring wherever it runs through the frame. And should the operator forget to disconnect the lines before detaching the gooseneck from the bed, a replaceable jumper cable between the rack and the deck makes replacing a damaged line easy and convenient.

TKHDG STANDARD EQUIPMENT	TK70HDG	TK102HDG	TK110HDG
Capacity (in 12')	70,000 lbs.	102,000 lbs	110,000 lbs.
10' 7" gooseneck (16" KP setting with 82" swing clearance)	X	X	-
13' 0" gooseneck (16" KP setting with 110" swing clearance)	-	-	X
2nd king pin setting (40" KP setting with 86" swing clearance)	-	-	X
Deck length	24' 0"	25' 9"	25' 9"
13/4" oak decking (raised) (NET)	X	-	-
1 3/4" apitong decking (raised) (NET)	-	X	X
25,000 lb. (5/8" wall) axles	2	3	3
3rd axle air lift	-	X	X
Axle spacing	50"	55"	55"
Anti-lock brake system	X	-	-
Frame reinforced for single axle booster or flip axle	-	-	X

TKHDG STANDARD EQUIPMENT On All Models:

- 50" loaded 5th wheel height
- Gooseneck arched for increased truck frame clearance
- 5-position gooseneck height adjustment +/- 3"
- Hydraulic self-lifting detachable gooseneck (has ability to lift above or below transport positions)
- Hydraulic gooseneck support arm
- Patented air-activated, self-locking pin on gooseneck (positive lock)
- Gooseneck does not require ground-bearing pads for lifting
- 31" front loading ramps
- 102" overall deck width
- 24" loaded deck height
- 4-beam main frame construction
- 10" I-beam cross members on 24" centers (4" stub crossmembers for 12" centers in outer bays)
- 100,000 / 80,000 PSI yield strength steel construction
- 0.5" x 5" outside top flanges
- Swing-out outriggers with planks
- Pullout HD outrigger at front, double swing-outs at center
- 14 D-rings (bent style) on deck, 2 (straight) on wheel area
- Knuckle trough at rear of deck (72" long, covered w/ 0.25" MF80 steel)
- Full depth boom trough in wheel area (covered w/10-ga. MF80 steel)
- Triangle cut-outs on deck and bolsters
- 16.5" x 7" air brakes w/ outboard drums
- 8.25 x 22.5 10-hole pilot mount steel disc wheels
- 255/70R 22.5 16PR radial tires (H)
- Oil seals, one-piece
- Air ride suspension w/ raising and lowering (raising/lowering optional on TK70HDG)
- Front bolsters
- LED lights (50 state legal)
- Mid-turn signal/clearance lights
- Tail lights, (3) per side (amber in center)
- Rubber-mounted sealed lights and sealed harness system
- Air, electrical, and hydraulics installed after paint
- Liquid-filled air gauge
- Flag holders, front of deck and rear of trailer
- Wide Load sign brackets
- Mud flaps
- Media-blasted prior to 2-part polyurethane primer and paint

See your local dealer for full list of available options.

Products shown may feature optional equipment. Available specifications are subject to change without notice.

PEOPLE. PRODUCT. PERFORMANCE.

COMPREHENSIVE SUPPORT. UNMATCHED SERVICE.

Whether you own a premium Trail King trailer or you are looking to own one, you can still have access to our comprehensive PEAK PERFORMANCE™ Aftermarket Programs:



PEAK PERFORMANCE PARTS

Instantly access over 10,000 on-hand parts and a variety of online tools. All Trail King Certified dealers, fleets, and service facilities can place same-day shipping orders for convenient and efficient ordering. Customers looking for more information can contact a local Trail King dealer or submit direct inquires to trailkingpartssupport@trailking.com.



PEAK PERFORMANCE REFURB

Extend the life of your trailer and increase future resale value by restoring it to near-peak performance through Trail King's factory refurbishment program. Customers can request a free estimate for comprehensive refurbishments or specified repairs by visiting www.tkpeakperformance.com. Our expert technicians specialize in Trail King equipment, but we also welcome other trailer brands.



PEAK PERFORMANCE FINANCE

Competitive rates and flexible terms designed to make a Trail King purchase affordable, convenient, and secure. Trail King's innovative payment program operates with an understanding of the changing demands a customer's business faces. Our full suite of financing structures, including Loans, Finance Leases, and TRAC Leases, makes it easier than ever before to own a Trail King trailer.




Trail King is the leading manufacturer of open deck and materials hauling trailers for the asphalt paving, construction, commercial hauling, agriculture, and specialized transport industries. With a network of almost 400 dealer locations across the U.S. and Canada, Trail King is there when you need us. Our dedicated teams of customer service professionals are available 24/7 to serve you.

We know that your bottom line is important to you and it's our commitment to make sure you achieve the lowest cost of ownership with the highest quality trailers offered in the market.

A Trail King trailer won't just get the job done — it will get the job done *right*.



TRAIL KING
WE'VE GOT YOUR BACK.



Contract
GS-30F-004X

TrailKing.com/TKHDG

300 East Norway Ave. Mitchell, SD 57301 | 800-843-3324 | www.trailking.com

© 2015 Trail King Industries. All rights reserved.



TRAIL KING Industries, Inc.

300 East Norway
Mitchell, SD 57301

Ph: (800) 843-3324

Fax: (605) 995-6500

www.trailking.com

2130 3rd Ave. NW
West Fargo, ND, 58078

Ph: (800) 762-5557

Fax: (701) 282-3039

1200 Gehl Drive
Yankton, SD 57078

Ph: (605) 665-8415

Fax: (605) 665-0810

To:

Attn:

Phone:

Fax:

Email:

PO #:

Issued:

Quote #:

Ref:

Contact:

Phone:

Fax:

Email:

Est.

Comp.

Expires:

FOB:

****TK110HDG Advantage Plus Hydraulic Detachable 110,000 Lbs**
10003-110HDG AdvPlus_New

10003-Base

Item #	Category	Description	Weight (lbs)	Qty	Unit Price	Total
10003	Open Deck	**TK110HDG Advantage Plus Hydraulic Detachable 110,000 Lbs in 12 feet				

10003-General

Item #	Category	Description	Weight (lbs)	Qty	Unit Price	Total
10027	Overall Width	102" deck width				
17866	Paint	Zinc-rich Primer				
08024	Paint	S7203 Black with white decals				
18508	Paint	Red & white conspicuity markings				
202314	General - Misc	202314 HDG - 16pr of key slots for 1/2" chain on outer beams inside of web evenly spaced				

10003-Gooseneck

Item #	Category	Description	Weight (lbs)	Qty	Unit Price	Total
10006	Gooseneck	12' 11" gooseneck length (16" and 40" KP setting with 110" and 86" swing)				
10014	Gooseneck	Dual hydraulics with diverter valve (includes 389cc Honda SCU and PTO hydraulics)				
14223	Gooseneck	7-position gooseneck height adjustment +3"/-7" (N/A on paver style)				
14553	Gooseneck	Hydraulic gooseneck support arm				
14554	Gooseneck	Air-activated, positive self-locking pin				



TRAIL KING Industries, Inc.

300 East Norway
Mitchell, SD 57301

Ph: (800) 843-3324

Fax: (605) 995-6500

www.trailking.com

2130 3rd Ave. NW
West Fargo, ND, 58078

Ph: (800) 762-5557

Fax: (701) 282-3039

1200 Gehl Drive
Yankton, SD 57078

Ph: (605) 665-8415

Fax: (605) 665-0810

18513	Gooseneck	Gooseneck arched for increased truck fender clearance
14555	Fifth Wheel /	50" 5th wheel height

10003-Deck

Item #	Category	Description	Weight (lbs)	Qty	Unit Price	Total
14225	Deck Length	25' 9" deck length (single axle booster reinforcement)				
10079	Deck Length	20" loaded deck height w/6" ground clearance				
10028	Deck Width	Full-width deck - 4 beam main frame construction				
14632	Main Deck	I-beam crossmembers on 24" centers				
14633	Main Deck	4" stubs between crossmembers in outer bays for 12" centers in outer bays				
14634	Main Deck	Triangle cut-outs on deck beams and bolster				
14635	Main Deck	Knuckle trough at rear of deck - 72" long, covered with 1/4" steel				
14250	Decking	1 3/4 Apatong decking (raised)				
14257	Outriggers / Side Extensions	Swingout outriggers, with pullout HD outrigger at front, double swingouts at center, and 4' storage pan				
14639	Outriggers /	Outrigger Planks Loose				
14252	Ramps	Front ramps (31" std deck, 42" tapered deck, N/A on rail deck & drop side deck)				
14314	Tie Downs	14 bent-style D-rings on deck				
11373	Deck - Misc	Top flange reinforcement				
14261	Deck - Misc	2 pr bent d-rings in knuckle trough				
14256	Deck - Misc	Spring assist option for front ramps				

10003-Wheel Area

Item #	Category	Description	Weight (lbs)	Qty	Unit Price	Total
10037	Wheel Area	Fixed wheel area - includes front half bolster				
10072	Wheel Area	Load-bearing removable squared wheel covers				
14636	Wheel Area	Full depth open boom trough with lowered crossmembers between axles in wheel area				
14280	Wheel Area	10ga. Steel boom plates bolted in boom trough				
14638	Wheel Area	Brackets, air and electrical for additional axles				
14765	Miscellaneous	Wide load sign brackets				
17738	Tie Downs	2 straight D-rings mounted at rear of WA on top flange				
14759	Flaps, Mud	Mudflaps				
14265	Wheel Area - Misc	1 pr straight d-rings on top of wheel area located above center axle				



TRAIL KING Industries, Inc.

300 East Norway
Mitchell, SD 57301

Ph: (800) 843-3324

Fax: (605) 995-6500

www.trailking.com

2130 3rd Ave. NW
West Fargo, ND, 58078

Ph: (800) 762-5557

Fax: (701) 282-3039

1200 Gehl Drive
Yankton, SD 57078

Ph: (605) 665-8415

Fax: (605) 665-0810

11372	Wheel Area - Misc	1 pr straight d-rings to be on flange of front slope of wheel area
14263	Wheel Area - Misc	1 pr straight d-rings located above each crossmember in wheel area (East Coast style WA only)

10003-Suspension

Item #	Category	Description	Weight (lbs)	Qty	Unit Price	Total
14133	Suspensions /	25,000-lb. (5/8" wall) axles (per complete axle)		3		
14284	Suspensions / Axles	Air suspension control panel in end of bolster ahead of rear axle				
14641	Suspensions /	3rd axle air lift with dual ride height control				
14642	Suspensions / Axles	Raising/lowering air control panel (includes liquid filled air gauge)				
14672	Suspensions /	Air ride suspension				
14757	Suspensions /	Wheel end lube type - Oil				
14286	Axle Spacing	55" axle spacing (single axle booster reinforcement)				
10057	Brakes	No ABS with Spring brakes (1st and 2nd axles)				
14135	Brakes	16 1/2" x 7" Air Drum Brakes with automatic slack adjusters (for 22.5 wheels)				
14138	Hub / Drum	Steel hub piloted, Cast drum, Tapered (D) spindle (per complete axle)		3		
12849	Wheels	8.25 x 22.5 10-hole steel disc wheel		6		
15052	Wheels (outside)	8.25 x 22.5 10-hole polished (XP) aluminum wheel (per wheel) Accuride ILO Std 8.25 x 22.5 10-hole steel disc wheel	(180)	6		
10058	Spare Wheel	No Spare Wheel				
16219	Tires	Continental 255/70R22.5 HSR2 SA - 16 ply (tire only) (per tire)		12		
10059	Spare Tires	No Spare Tire				

10003-Electrical

Item #	Category	Description	Weight (lbs)	Qty	Unit Price	Total
14648	Lights /	Grote LED Lights				
18726	Lights /	Grote sealed electrical harness system				
10063	Lights / Electrical	Extra clearance light package cut into web O-X-O-X-O and (3) oval penny ID lights at rear of wheel area				
14311	Lights / Electrical	One pair of 4" round quad flash amber strobes at rear w/ switch mounted on drivers side rear bolster ILO 3rd tail light package				
18230	Lights / Electrical	Center cluster lights illuminated with marker lights				



TRAIL KING Industries, Inc.

300 East Norway
Mitchell, SD 57301

Ph: (800) 843-3324

Fax: (605) 995-6500

www.trailking.com

2130 3rd Ave. NW
West Fargo, ND, 58078

Ph: (800) 762-5557

Fax: (701) 282-3039

1200 Gehl Drive
Yankton, SD 57078

Ph: (605) 665-8415

Fax: (605) 665-0810

14649	Lights /	7-pole electrical connector
10064	Lights / Electrical	Remote flasher w/ battery back-up with switch mounted on drivers side rear bolster
10062	Lights /	4-pole socket wired to clearance light
10066	Lights /	Stainless inserts around lights in tail channel

10003-Miscellaneous

Item #	Category	Description	Weight (lbs)	Qty	Unit Price	Total
14650	Flagholders	Flag holders, front of deck and rear of trailer				

TOTALS

Weight (lbs) = -180

Total:

Discounted Net:

Unit Sale Price:

F.E.T:

Freight:

Total Unit Sale Price:

Quantity of Units:

Total Sale Price:

Net Due:

Prices in US Dollars

Sign Here: _____

Date: _____



TRAIL KING Industries, Inc.

300 East Norway
Mitchell, SD 57301

Ph: (800) 843-3324

Fax: (605) 995-6500

www.trailking.com

2130 3rd Ave. NW
West Fargo, ND, 58078

Ph: (800) 762-5557

Fax: (701) 282-3039

1200 Gehl Drive
Yankton, SD 57078

Ph: (605) 665-8415

Fax: (605) 665-0810



THE COMPLETE TRAILER LINE MANUFACTURER

TRAIL KING INDUSTRIES, INC. LIMITED WARRANTY POLICY

WARRANTY:

Trail King Industries, Inc. warrants that trailer model: _____, Serial number: _____ (herein-after referred to as "Equipment") manufactured by Trail King Industries will be free from defects in materials and workmanship, provided that the Equipment warranted hereunder is operated by the purchaser in accordance with the practices approved by Trail King Industries with loads not exceeding the manufacturer's rated capacities and with loads that are not abrasive or corrosive in nature.

Trail King Industries' sole obligation under this warranty shall be limited to repairing or replacing, at its option, in accordance with the schedule below, any defective part of the warranted Equipment, which shall be returned to Trail King Industries' factory location or authorized service facilities and then Trail King Industries' examination shall disclose to its satisfaction to have been defective; provided, however, that the purchaser notifies the Warranty Department immediately upon identification of defect, and such defective Equipment is returned by the purchaser to a Trail King Industries location authorized by the Warranty Department of Trail King Industries with transportation and freight charges prepaid within fifteen (15) days after discovery of defective conditions.

The customer shall not be required to deliver defective Equipment to Trail King Industries if the Equipment was destroyed as a result of defect covered in this warranty and the Trail King Industries Warranty Department is reasonably satisfied that the Equipment was defective at the time of the sale.

All labor and parts warranty must be authorized by Trail King Industries Warranty Manager. Failure to do so will result in no warranty payment of any kind.

THIS WARRANTY IS EXPRESSLY IN LIEU OF ALL OTHER WARRANTIES OF MATERIAL, WORKMANSHIP, DESIGN, APPLICATION OR OTHERWISE WITH RESPECT TO ANY EQUIPMENT, WHETHER EXPRESS OR IMPLIED, INCLUDING WARRANTIES OF MERCHANTABILITY AND FITNESS FOR A PARTICULAR PURPOSE, AND OF ALL OTHER OBLIGATIONS OR LIABILITIES ON THE PART OF TRAIL KING INDUSTRIES.

Components supplied by other manufacturers shall be warranted under the following schedule:

- | | | |
|------|--|-------------------------|
| I. | Axles, Suspensions, Landing Gear, Wheels, Rims, Hubs
Hydraulic Valve Body | One Year 100% |
| II. | Air Lines, Springs, Air Bags, Leveling Valves, Bearings,
Brake Valves, Paint, Oil Seals, Brake Drums, Shock
Absorbers, Electrical, Cylinders, Hydraulic Hoses &
Connections, Floor Plastic, Plastic Liners, Rubber Flashing | Six Months 100% |
| III. | Tires, Tubes and Engines | Warranty claims must be |



TRAIL KING Industries, Inc.

300 East Norway
Mitchell, SD 57301

Ph: (800) 843-3324

Fax: (605) 995-6500

www.trailking.com

2130 3rd Ave. NW
West Fargo, ND, 58078

Ph: (800) 762-5557

Fax: (701) 282-3039

1200 Gehl Drive
Yankton, SD 57078

Ph: (605) 665-8415

Fax: (605) 665-0810

made directly to component suppliers

IV. Wood Components

0%

Trail King Open Deck Series & Van Chassis (i.e. Medical Chassis)

Trail King Industries shall bear that portion of the cost of repairing or replacing the main beams, (The two beams running from front to back that both the upper coupler and the suspension are connected to) found to be defective under the following schedule: This excludes all parts that may be bolted, welded or otherwise attached to the main beams.

Year 1 – 100%	Year 2 – 75%	Year 3 – 50%	Year 4 – 25%	Year 5 – 25%
All other Trail King manufactured components			One Year 100%	

Trail King Dump Series:

Bottom Dump, Side Dump, Half Round Trailers, and Steel Tub End Dumps:
All Trail King manufactured components One Year 100%

(continued...)

TRAIL KING Industries, Inc. • P.O. Box 1084 • Mitchell, SD 57301-7084 USA • 800-843-3324 • Fax: 605-998-4727 • www.trailking.com

(continued from front...)

Trail King Pneumatic Bulker Series:

All Trail King manufactured components	One Year 100%
Frame, Struts, Vessel	Year 1 – 100% Year 2 – 75% Year 3 – 50%

Trail King Live Bottom Series:

The period of warranty is set forth as follows

Construction Live Bottom Trailers, 5-Star Trailers, and Advantage Ag Trailers (Continuous Belt):

I.	Gear box, Motor and Drive Shaft, and Individual Chain Strands Only				
		Year 1 – 100%	Year 2 – 75%	Year 3 – 50%	Year 4 – 25% Year 5 – 25%
II.	Trail King manufactured components.	Year 1	100%		
	This excludes all hopper sheets.	Year 2	75%		

Aluminum Super Hi-Lite and Advantage Ag Trailers (Segmented Belt):

I.	Chain, Gear box, Motor and Drive shaft.	Year 1	100%
II.	Components Manufactured by Trail King.	Year 1	100%
		Year 2	75%

All other warranties, if any, extended by the makers and suppliers of component parts, accessories, or other goods included in the manufacture of Trail King Industries' Equipment will be assigned, if contractually permitted, to the purchaser. This warranty excludes such parts or accessories which are not defective, but may wear out and have to be replaced during the warranty period, including, but not limited to, light bulbs, paint, brake lining, brake drums, wood pieces and equipment that has been repaired, replaced, or altered by someone other than TRAIL KING or one of its authorized dealers. (Tire Warranties are expressly excluded from Trail King Industries' warranty herein.) Purchaser is expected to pay all repairs or replacement costs, in connection with this Agreement, including sales and other taxes immediately upon completion of work performed.

LIMITATION OF LIABILITY: Trail King Industries shall not be liable to purchaser for any incidental or consequential damages suffered by the purchaser, including, but not limited to, any commercially reasonable charges, expenses or commissions incurred in connection with effecting cover or any other reasonable expense incident to the delay or other breach of warranty by Trail King Industries, any loss of or damage to any cargo loaded or shipped in or on Equipment, loss of anticipated profits, transportation expenses due to repairs, non-operation or increased expense of operation costs of purchased or replaced equipment, claim of customers, cost of money, any loss of use of capital or revenue, or for any special damage or loss of any nature arising at any time or from any cause whatsoever.

LIMITATION OF REMEDY: In the event of Trail King Industries' failure to repair the Equipment subject to the warranty contained herein, the purchaser's sole and exclusive remedy against Trail King Industries shall be for the repair or replacement of any defective part or parts of Equipment subject to work or repair within the time period and manner set forth herein. This exclusive remedy shall not be deemed to have failed of its essential purpose so long as Trail King is willing and able to repair or



TRAIL KING Industries, Inc.

March 8, 2024

To Whom it May Concern,

This letter is to confirm that Chaves Brothers Management, LLC. Is authorized by Trail King Industries, Inc to resell TK trailers Federal, State, and local municipalities.

Any questions or concerns, feel free to contact me at 904-755-8678

Sincerely,

Matthew G. Mastro
District Sales Manager
(Southeast and Caribbean)
TRAIL KING Industries, Inc.
904-755-8678